

This International Student Edition is for use outside of the U.S.

MEDICAL LANGUAGE

for Modern Health Care

Fifth Edition



**Mc
Graw
Hill**

Rachel C. Basco, MHS, RRT
Rhonna Krouse-Adams, MS
David M. Allan, MA, MD

Medical Language For Modern Health Care

Fifth Edition

Rachel C. Basco, MS, RRT

Bossier Parish Community College

Rhonna Krouse-Adams, MS

College of Western Idaho

David M. Allan, MA, MD





MEDICAL LANGUAGE FOR MODERN HEALTH CARE

Published by McGraw Hill LLC, 1325 Avenue of the Americas, New York, NY 10019. Copyright ©2023 by McGraw Hill LLC. All rights reserved. Printed in the United States of America. No part of this publication may be reproduced or distributed in any form or by any means, or stored in a database or retrieval system, without the prior written consent of McGraw Hill LLC, including, but not limited to, in any network or other electronic storage or transmission, or broadcast for distance learning.

Some ancillaries, including electronic and print components, may not be available to customers outside the United States.

This book is printed on acid-free paper.

1 2 3 4 5 6 7 8 9 LMN 27 26 25 24 23 22

ISBN 978-1-265-24548-1

MHID 1-265-24548-7

Cover Image: *Shutterstock/Liya Graphics*

All credits appearing on page or at the end of the book are considered to be an extension of the copyright page.

The Internet addresses listed in the text were accurate at the time of publication. The inclusion of a website does not indicate an endorsement by the authors or McGraw Hill LLC, and McGraw Hill LLC does not guarantee the accuracy of the information presented at these sites.

mheducation.com/highered

ABOUT THE AUTHORS

Rachel Curran Basco

Rachel Basco earned her BS in Cardiopulmonary Science and MS in Health Sciences from Louisiana State University Health Science Center, School of Allied Health Professions. She worked as a registered respiratory therapist for 10 years and then began her career in college instruction in respiratory therapy at LSU-SAHP in Shreveport, LA. She is an Assistant Professor at Bossier Parish Community College in Bossier City, LA. She instructs medical terminology and anatomy & physiology courses.

Rachel resides in Shreveport with her husband and always finds time to visit her relatives in Colorado, Texas, and her home state of Wisconsin.

Rhonna Krouse-Adams

Rhonna Krouse-Adams is an Associate Professor in the department of Health Sciences at the College of Western Idaho. She received a MS from Boise State University. In 2009, Rhonna was provided the unique opportunity to be a founding member of a brand-new community college that opened in 2010. There she was able to build the Health Science Department and a nationally recognized Public Health degree. Presently, Rhonna serves as the curriculum developer

for both the health science and public health programs and developing educational content for her school and others. Her present project is with the League of Innovation, CDC, AHA developing CEC modules for health care workers on infectious disease.

David Allan

David Allan received his medical training at Cambridge University and Guy's Hospital in England. He was Chief Resident in Pediatrics at Bellevue Hospital in New York City before moving to San Diego, California.

Dr. Allan has worked as a family physician in England, a pediatrician in San Diego, and Associate Dean at the University of California, San Diego School of Medicine. He has designed, written, and produced more than 100 award-winning multimedia programs with virtual reality as their conceptual base. Dr. Allan resides happily in San Diego and enjoys the warmth of the people, the weather, and the beaches.

BRIEF CONTENTS


- 1** The Anatomy of Medical Terms **1**
- 2** Word Analysis and Communication **18**
- 3** The Body as a Whole **30**
- 4** Integumentary System **57**
- 5** Digestive System **92**
- 6** Urinary System **145**
- 7** Male Reproductive System **177**
- 8** Female Reproductive System **204**
- 9** Nervous System **262**
- 10** Cardiovascular System **315**
- 11** Blood **361**
- 12** Lymphatic and Immune System **395**
- 13** Respiratory System **424**
- 14** Skeletal System **461**
- 15** Muscles and Tendons, Physical Medicine and Rehabilitation (PM&R) **502**
- 16** Special Senses of the Eye and Ear **527**
- 17** Endocrine System **574**
- 18** Mental Health **614**
- 19** Geriatrics **640**

- 20** Cancer **657**
- 21** Radiology and Nuclear Medicine **681**
- 22** Pharmacology **698**



501-1333

CHAPTER 1 The Anatomy of
Medical Terms: *The
Foundation of Medical
Language 1*



Nucleus Medical Media

Section 1.1 Roots and
Combining Forms
2

Section 1.2 Suffixes **4**

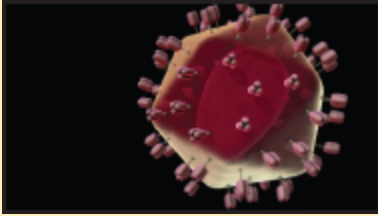
Section 1.3 Prefixes **7**

Section 1.4 Unique Medical
Words **9**

Chapter 1 Review 12

CHAPTER 2 Word Analysis and
Communication: *The
Language of Health
Care 18*

Word Analysis
and Definition
19



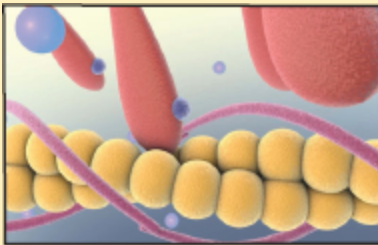
Section 2.2 Plurals and
Pronunciation
20

Section 2.3 Precision in
Communicati

2014 Nucleus Medical Media on **22**

Chapter 2
Review 24

CHAPTER 3 The Body as a Whole:
The Language of
Anatomy 30



Section 3.1 Organization
of the Body
31

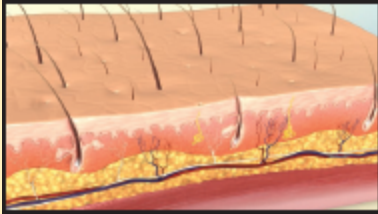
Section 3.2 Basic
Genetics and
Genetic
Medicine **40**

2014 Nucleus Medical Media

Section 3.3 Anatomic
Position, Planes,
and Directions
43

Chapter 3 Review 48

CHAPTER 4 Integumentary System: *The Language of Dermatology 57*



Section 4.1 Functions
and Structure
of the Skin
58

2014 Nucleus Medical Media **Section 4.2** Accessory
Skin Organs
62

Section 4.3 Disorders
and Diseases of
the Skin and
Accessory Organs
66

Section 4.4 Burns and
Injuries to the
Skin **75**

Section 4.5 Procedures and
Pharmacology
79

Chapter 4 Review 84

Digestive System: *The Language of
Gastroenterology 92*

page vi

The Digestive
System **93**



2014 Nucleus Medical Media

Section 5.2 Mouth,
Pharynx, and
Esophagus
96

Section 5.3 Digestion—
Stomach,
Small, and
Large
Intestine **100**

Section 5.4 Digestion—Liver,
Gallbladder, and
Pancreas **108**

Section 5.5 Disorders of the
Digestive System
112

Section 5.6 Procedures and
Pharmacology of
the Digestive
System **126**

Chapter 5 Review 135

CHAPTER 6 Urinary System: *The Language of Urology* *145*

Urinary System
and Kidneys **146**



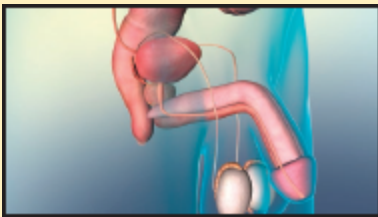
Section 6.2 Ureters,
Urinary
Bladder, and
Urethra **150**

2014 Nucleus Medical Media **Section 6.3** Disorders of
the Urinary
System **152**

Section 6.4 Procedures
and
Pharmacology
158

Chapter 6 Review 169

CHAPTER 7 Male Reproductive
System: *The Language
of Reproduction* **177**



Section 7.1 Male
Reproduction
178

2014 Nucleus Medical Media **Section 7.2** The Penis,
Spermat
Ducts, and
Accessory
Glands **182**

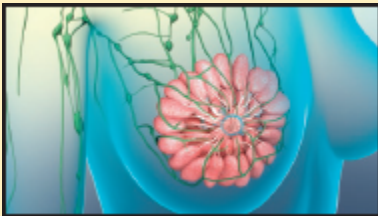
Section 7.3 Disorders of the
Male

Reproductive
System **188**

Section 7.4 Procedures and
Pharmacology
194

Chapter 7 Review 197

CHAPTER 8 Female Reproductive
System: *The Languages
of Gynecology and
Obstetrics 204*



Section 8.1 External
Genitalia and
Vagina **205**

Section 8.2 Ovaries,
Uterine
Tubes, and
Uterus **207**

2014 Nucleus Medical Media

Section 8.3 Disorders of
the Female
Reproductive
Tract **213**

Section 8.4 Procedures and
Pharmacology-
Gynecology **224**

Section 8.5 Obstetrics:
Pregnancy and
Childbirth **231**

Section 8.6 Disorders of
Pregnancy and
Childbirth **237**

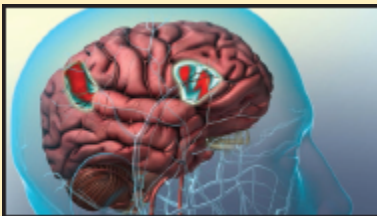
Section 8.7 Procedures and
Pharmacology-
Obstetrics **242**

Section 8.8 The Breast
Anatomy and
Disorders **246**

Section 8.9 Procedures and
Pharmacology of
the Breast **250**

Chapter 8 Review 254

Nervous System: *The Language of Neurology* 262 page vii



Section 9.1 Functions
and Structure
of the
Nervous
System **263**

2014 Nucleus Medical Media **Section 9.2** The Brain
and Cranial
Nerves **269**

Section 9.3 Disorders of the Brain and Cranial Nerves **277**

Section 9.4 Disorders of the Spinal Cord and Peripheral Nerves **291**

Section 9.5 Procedures and Pharmacology **299**

Chapter 9 Review 308

CHAPTER 10 Cardiovascular System:
The Language of Cardiology 315



Section 10.1 The Heart **316**

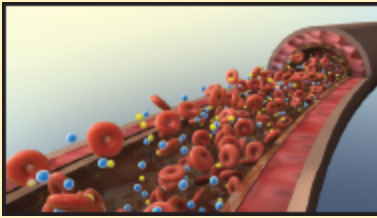
Section 10.2 Circulatory Systems **323**

2014 Nucleus Medical Media

Section 10.3 Disorders of the Heart and Circulatory System **330**

Section 10.4 Procedures and Pharmacology

CHAPTER 11 Blood: *The Language of Hematology* 361



Section 11.1 Components of Blood
362

Section 11.2 Red Blood Cells

2014 Nucleus Medical Media (Erythrocytes)
) 365

Section 11.3 White Blood Cells
(Leukocytes)
367

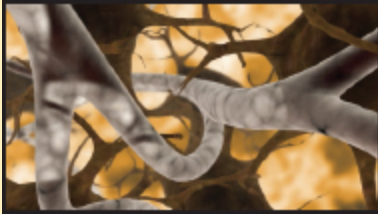
Section 11.4 Blood Groups and Hemostasis **370**

Section 11.5 Disorders of Blood Cells **374**

Section 11.6 Procedures and Pharmacology
380

Chapter 11 Review 387

CHAPTER 12 Lymphatic and Immune Systems: *The Language of Immunology* 395



Section 12.1 Lymphatic System **396**

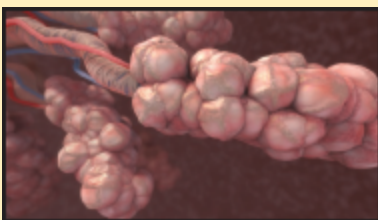
Section 12.2 Immune System **401**

2014 Nucleus Medical Media **Section 12.3** Disorders of the Lymphatic and Immune System **405**

Section 12.4 Procedures and Pharmacology **412**

Chapter 12 Review 418

R Respiratory System: *The Language of Pulmonology* page viii
424



Section 13.1 Respiratory System **425**

Section 13.2 Upper Respiratory Tract **427**

2014 Nucleus Medical Media **Section 13.3** Lower Respiratory

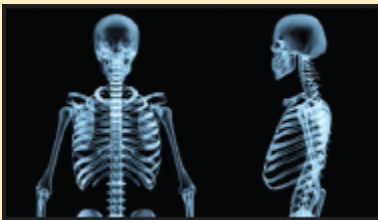
Tract **431**

Section 13.4 Disorders of the
Respiratory
System **435**

Section 13.5 Procedures and
Pharmacology
444

Chapter 13 Review 452

CHAPTER 14 Skeletal System: *Language of Orthopedics 461*



alengo/E+/Getty Images

Section 14.1 Functions of the
Skeletal System
462

Section 14.2 The Axial and
Appendicular
Skeleton **470**

Section 14.3 Disorders and
Injuries of
Skeleton System
481

Section 14.4 Procedures and
Pharmacology
489

Chapter 14 Review 494

CHAPTER 15 Muscles and Tendons,
Physical Medicine and
Rehabilitation (PM&R):
*The Languages of
Orthopedics and
Rehabilitation 502*



Adike/Shutterstock

Section 15.1 Muscles and
Tendons **503**

Section 15.2 Muscles and
Tendons of the
Upper and Lower
Extremities **505**

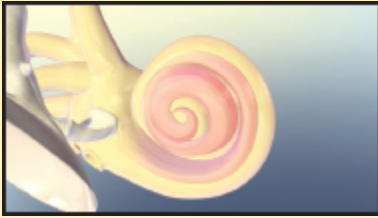
Section 15.3 Disorders and
Injuries of
Muscles and
Tendons **510**

Section 15.4 Procedures and
Pharmacology
512

Section 15.5 Physical Medicine
and
Rehabilitation
(PM&R) **517**

Chapter 15 Review 521

CHAPTER 16 Special Senses of the
Eye and Ear: *The
Languages of
Ophthalmology and
Otology* 527



2014 Nucleus Medical Media

Section 16.1 Accessory
Structures,
Extrinsic Eye
Muscles and
Functions of
the Eye **528**

Section 16.2 Disorders of
the Eye **535**

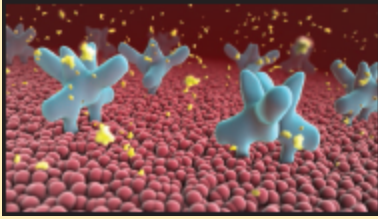
Section 16.3 Procedures and
Pharmacology for
the Eye **542**

Section 16.4 The Ear and
Hearing **548**

Section 16.5 Disorders of the
Ear **554**

Section 16.6 Procedures and
Pharmacology for
the Ear **557**

Chapter 16 Review **563**



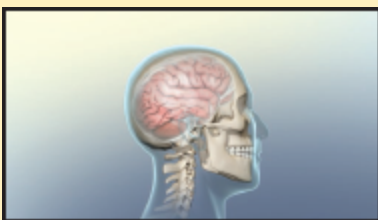
Section 17.1 Endocrine System Overview
575

2014 Nucleus Medical Media **Section 17.2** Disorders of the Endocrine System **584**

Section 17.3 Procedures and Pharmacology
596

Chapter 17 Review 608

CHAPTER 18 Mental Health: *The Languages of Psychology and Psychiatry* **614**



Section 18.1 Mental Health and Affective Disorders
615

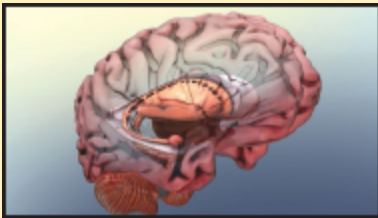
2014 Nucleus Medical Media **Section 18.2** Anxiety Disorders
618

Section 18.3 Schizophrenia
and Personality
Disorders **620**

Section 18.4 Procedures and
Pharmacology
625

Chapter 18 Review 633

CHAPTER 19 Geriatrics: *The
Language of
Gerontology 640*



Section 19.1 Aging and
Senescence
641

Section 19.2 Disorders of
Aging **646**

2014 Nucleus Medical Media

Section 19.3 Dying and
Death **649**

Chapter 19 Review 652

CHAPTER 20 Cancer: *The Language
of Oncology 657*

Types of Cancer
658



Section 20.2 Detecting
Cancer **665**

Section 20.3 Treating
Cancer **668**

2014 Nucleus Medical Media **Chapter 20**
Review
673

CHAPTER 21 Radiology and Nuclear
Medicine: *The*
Language of Medical
Imaging 681



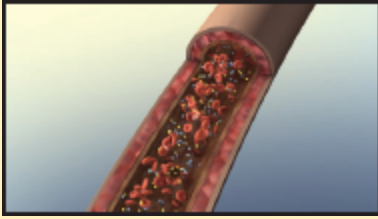
Section 21.1 Production of
X-ray Images
682

Section 21.2 Nuclear
Medicine

2014 Nucleus Medical Media 688

Chapter 21
Review

692



Section 22.1 Drug Names,
Standards,
and
References
699

2014 Nucleus Medical Media The
Administratio
n of Drugs
702

Section 22.3 Accuracy and
Safety in Drug
Administration
705

Chapter 22 Review 711

Appendix A: Word
Parts **A-2**

Appendix B:
Abbreviations **A-21**

Glossary **G-1**

Index **I-1**

ACKNOWLEDGMENTS

We wish to acknowledge with great appreciation the most valuable contributions that Karen Lockyer, BA, RHIT, CPC, made to the first three editions of this book. Karen's expertise and knowledge were intrinsic to the foundation of the book's approach. The text wouldn't be what it has become without her involvement. We would also like to thank Michele Kaufman, PharmD, BCGP for her contributions and assistance with Chapter 22: Pharmacology.

Thank you as well to the extraordinary efforts of a talented group of individuals at McGraw Hill Education who made this textbook and its ancillaries come together: Portfolio Director, Michelle Vogler; Portfolio Manager, Marah Bellegarde; Product Developer, Erin DeHeck; Marketing Manager, Jim Connely; SmartBook Product Developer, Joan Weber; Project Managers, Jeni McAtee and Brent dela Cruz; Designer, David Hash; and Content Licensing Specialist, Beth Cray.

We would like to recognize the valuable contributions of those who helped guide our developmental decisions with their insightful reviews and suggestions: Fifth Edition Reviewers Hiren Darji

Ancora Education

Tim Gilmore

Louisiana State University

Barbara Goldman
Palm Beach State College

Michael D. Gruich
Stark State College

Dr. Shahin Kanani
Seminole State College of Florida

Dr. Kristine N. Kraft *University of Akron*

Kren McManus
North Hennepin Community College

Sean F. Peck
Arizona Western College

Shari Smith
McCann School of Business and Technology

Cheryl Travelstead
Tidewater Community College

Danette Vercher
Ancora Education

PREFACE

Medical terminology is not just another subject for which you memorize the facts and then forget them when you move on to your next course. Medical language will be used throughout your studies, as well as every day on your job. Health care professionals use specific terms to describe and talk about objects and situations they encounter each day.

Like every language, medical terminology changes constantly as new knowledge is discovered. Modern medical terminology is a language constructed over centuries, using words and elements from Greek and Latin origins as its building blocks. Some 15,000 or more words are formed from 1,200 Greek and Latin roots. It serves as an international language, enabling medical scientists from different countries and in different medical fields to communicate with a common understanding.

In your world as a health care professional, medical terminology enables you to communicate with your team leader, with other health care professionals on your team, and with other professionals in different disciplines outside your team. Understanding medical terminology also enables you to translate the medical terms into language your patients can understand, thus improving the quality of their care and demonstrating

your professionalism. Your understanding of medical terminology will make you a successful student and health professional.

ORGANIZATION OF CONTENT

In this new edition, chapters have been organized for consistency and continuity to enhance student retention. For all major organ systems, the chapters will be placed in sections and will begin with an overview of the anatomy and physiology of the system. The following section will cover the common pathology associated with that organ system. The final sections will cover diagnostic and therapeutic procedures along with pharmacology. Each chapter is structured around a consistent and unique framework of learning devices including illustrations, Word Analysis and Definition (WAD) tables, and end-of-section Checkpoints. Regardless of the organ system being covered, the structure enables you to develop a consistent learning strategy, making the fifth edition of Medical Language For Modern Health Care a superior learning tool.

Word Analysis and Definition Boxes and Case Reports The medical terms covered in each lesson are introduced in context and then to facilitate easy reference and review, the terms also

are listed in boxes as a group. The Word Analysis and Definition (WAD) boxes list the term and its pronunciation, elements, and definition in a concise, color-coded, at-a-glance format. Case Reports can be found within Checkpoints and Chapter-End exercises providing the students opportunities to apply and reinforce their knowledge of medical terms.

Section and Chapter-End Exercises

Each section ends with exercises designed to allow you to check your basic understanding of the terms you just learned. These checkpoints can be used by instructors as assignments or in-class activities or by students for self-evaluation.

At the end of each chapter, you will find chapter review of exercises that ask you to apply what you learned in all the lessons of a chapter. These exercises reinforce learning of each chapter's terms and help you go beyond mere memorization to think critically about the medical language page xiii you use. In addition to reviewing and recalling the definitions of terms learned in the chapter, you will be asked to use medical terms in new and different ways.

Additional Learning Tools

Did you know? boxes appear throughout each chapter and provide additional interesting pieces of information that related to the chapter content. Each chapter also includes an abbreviation table and a Disorder or Disease table.

NEW TO THE FIFTH EDITION:

- Learning outcomes have been streamlined for each chapter for easy organization and assessment.
- Every chapter has been reorganized into sections that are consistent across all chapters.
- Chapters have been updated with the latest trends in medicine, including COVID-19.
- The case studies have been enhanced to support practical application of the terms learned.
- Pronunciation questions have been added to each chapter to develop effective communication.
- Multiple new activities have been added to the instructor manual to enhance in-person and online learning.

NEW TO CONNECT WITH THE FIFTH EDITION:

- All Connect questions are now tagged to CAAHEP and ABHES requirements for easy assessment and reporting for accreditation.
- All new activities were added to support medical terminology fundamentals for each organ system.